



NBS CAPABILITY STATEMENT



ABOUT US


For over 14 years, NBS has been the trusted partner for Western Australia's mining and heavy industry sectors. As a proudly local, **ISO 9001:2015** certified company, we combine field expertise with innovative engineering solutions to deliver projects that exceed expectations.

What sets us apart is our commitment to continuous improvement – investing over 20% of our profits back into R&D to ensure we stay at the forefront of fabrication technology and techniques.

WHY CHOOSE NBS?



LOCAL EXPERTISE
14+ years in WA
resource sector



RAPID RESPONSE
Local workshop,
fast turnaround



QUALITY ASSURED
ISO 9001:2015
certified operations



FULLY LICENSED
MRB 10800 Motor
Vehicle Repairers



**INNOVATION
FOCUSED** 20%+ profit
reinvested in R&D



**100% AUSTRALIAN
MADE** Supporting
local supply chains



PROCUREMENT READY
FELIX & ARIBA
registered supplier



**PERFORMANCE
TRACKING** Real-time
project visibility &
reporting

LONG-TERM PARTNERSHIPS BUILT ON PERFORMANCE

"DELIVERING EXCELLENCE ACROSS THE PILBARA AND BEYOND"

BHP RioTinto



 Fortescue.

 ConsMin

 Epiroc

LIEBHERR

WesTrac 

CAPABILITIES & SERVICES



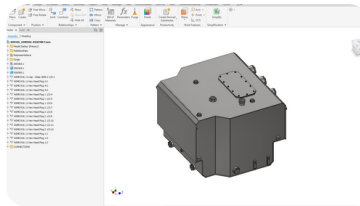
INDUSTRIAL FABRICATION

- **CUSTOM FABRICATION PROJECTS**
- **MINING COMPONENTS & WEAR SYSTEMS**
- **CERTIFIED WELDING** (AS/NZS STANDARDS)
- **CNC PLASMA CUTTING & PRECISION WORK**
- **PRESSING & BENDING**



ENGINEERING & DESIGN

- **3D CAD MODELLING & FEA ANALYSIS**
- **OEM EQUIPMENT MODIFICATIONS**
- **TECHNICAL DRAWINGS & DOCUMENTATION**
- **INSTALLATION MANUALS & GUIDANCE**
- **3D PRINTING & 3D SCANNING**



REPAIRS & REFURBISHMENT

- **NDT CRACK TESTING & ASSESSMENT**
- **SURFACE PREPARATION & PROTECTIVE COATING SYSTEMS**
- **COMPONENT LIFE EXTENSION PROGRAMS**
- **HEAVY EQUIPMENT MAINTENANCE & EMERGENCY BREAKDOWN SERVICES**



NBS AFTERMARKET PRODUCT RANGE

ENGINEERED WITH FIELD CONDITIONS IN MIND,
OUR IP-REGISTERED AFTERMARKET SOLUTIONS DELIVER
RELIABILITY, SAFETY, AND COST-EFFECTIVE PERFORMANCE—
WITHOUT COMPROMISING OEM COMPATIBILITY.

EPIROC EQUIPMENT AND COMPONENTS

- **PV271-275** PRODUCT RANGE ®
- **D65** FAST FILL WATER CHUTE ®
- **DML** FAST FILL WATER CHUTE ®



**FAST FILL, ZERO
DOWNTIME – D65
WATER CHUTE
VIDEO**



**WATCH IN ACTION:
PV271/PV275
PRODUCT RANGE
VIDEO**

WESTRAC CAT

- **FAST FILL WATER CHUTE** ®
FOR THE MACHINE MODELS:
 - MD6310
 - MD6250



**FAST FILL, ZERO
DOWNTIME –
MD6310-6250
WATER CHUTE
VIDEO**

LIEBHERR PARTS AND ASSEMBLIES

- **PARTS AND ASSEMBLIES** FOR
MACHINES:
 - **R9400**
 - **R9600**



NEED A CUSTOM FIT?

**LET'S BUILD WHAT YOU NEED –
FAST, ENGINEERED, ON-SPEC.**



 **SCAN TO EMAIL OUR TEAM – FAST RESPONSE GUARANTEED**



54 Raymond Ave, Bayswater 6053



sales@nationalboilermaking.com.au



0488 550 558 / 08 9248 2788



www.nationalboilermaking.com.au

